

Installation Instructions



1. Mark hole positions on wall, then drill to manufacturers specified diameter and depth of M10 rawl bolt (See Wall Fix installation sheet)

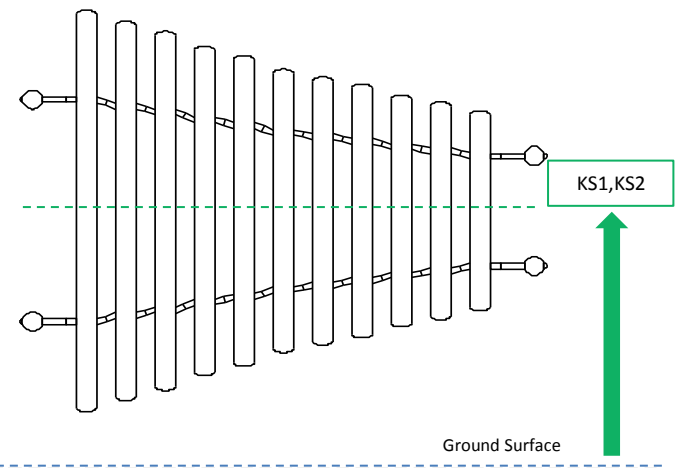
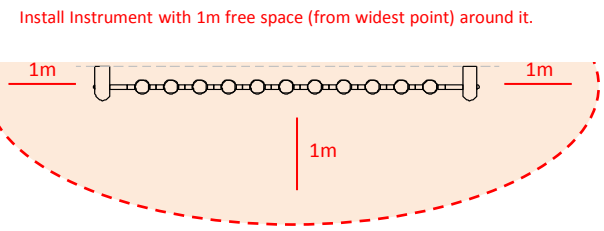
2. Once holes are drilled insert M10 rawl bolts into holes and set in place to secure tightly

3. Attach wall mounts onto rawl bolts making sure they are tight to the wall and have the large holes to the outside. Use a long tool to tighten further.

4. Once all mounts are fixed in place attach the notes using M8 Barrel Nuts and Pin torx bit.



Weight of heaviest part **18kg** (Mirror Chimes)



CAUTION: Bell Lyre surface can get hot in direct sunlight, if possible install in shaded areas.

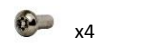
KS2 - 850mm

KS1 - 700mm

Wall Fixed
Mirror Chimes
Page 1 of 3



Instrument Components:

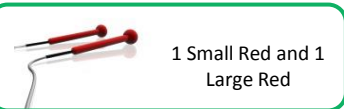


M8 Barrel Nut x4



Wall mounts x4

Metric Conversion:
700mm/ 28"
850mm/ 33"
1m/ 39"



1 Small Red and 1 Large Red

Wall fixings are not supplied, installer will select suitable method of fixing. Suggested Fixing M10 Rawl Bolt



Spares available from
percussionplay.com or from your local distributor

20 Kg


Tools:



x1
TX 40 Driver Bit

COMPONENTS LIST:

⇨ M8 Barrel Nut Pin torx X4




Wall Fixed
Mirror Chimes
Page 2 of 3



Instrument Components:

 x4
M8 Barrel Nut

 x4
Wall mounts

Thread Lock Solution
Required (Not Supplied)

CAUTION: Mirror Chimes surface can get hot in direct sunlight, if possible install in shaded areas.




Pair Small Red Beaters X1

Wall fixings are not supplied, installer will select suitable method of fixing. Suggested Fixing M10 Rawl Bolt



Spares available from
percussionplay.com or from your
local distributor

20 Kg

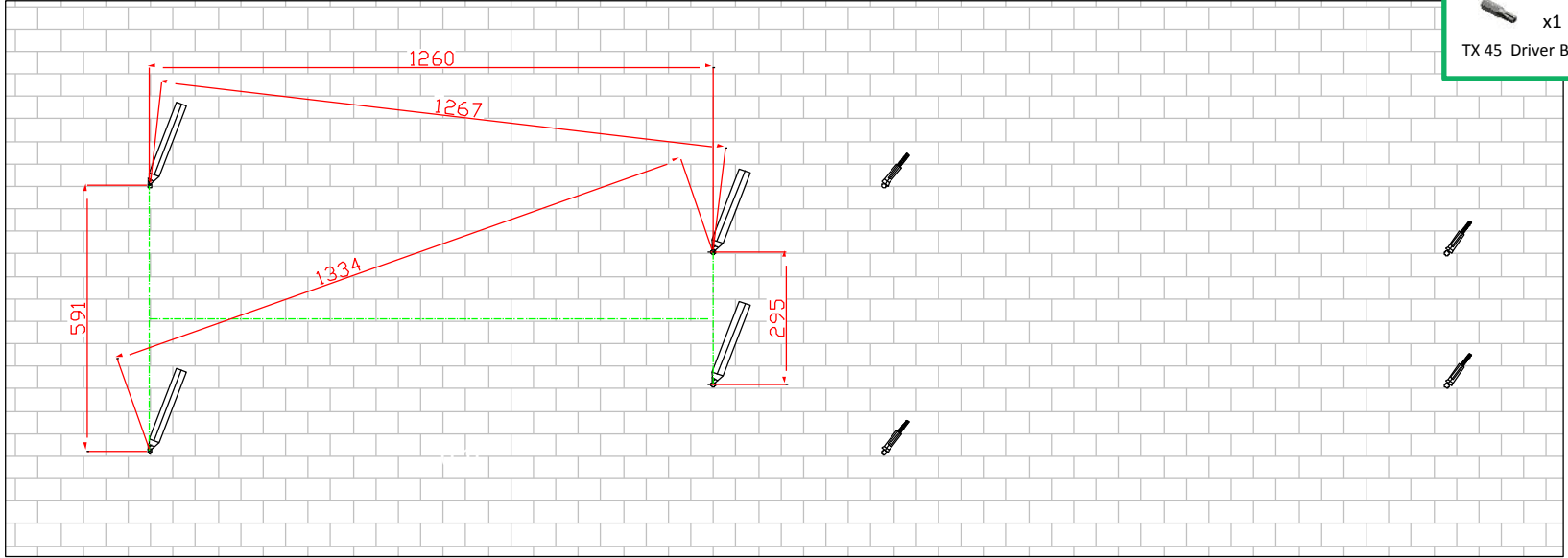
Wall Fix Installation

1. Mark hole positions .

2. Drill holes .

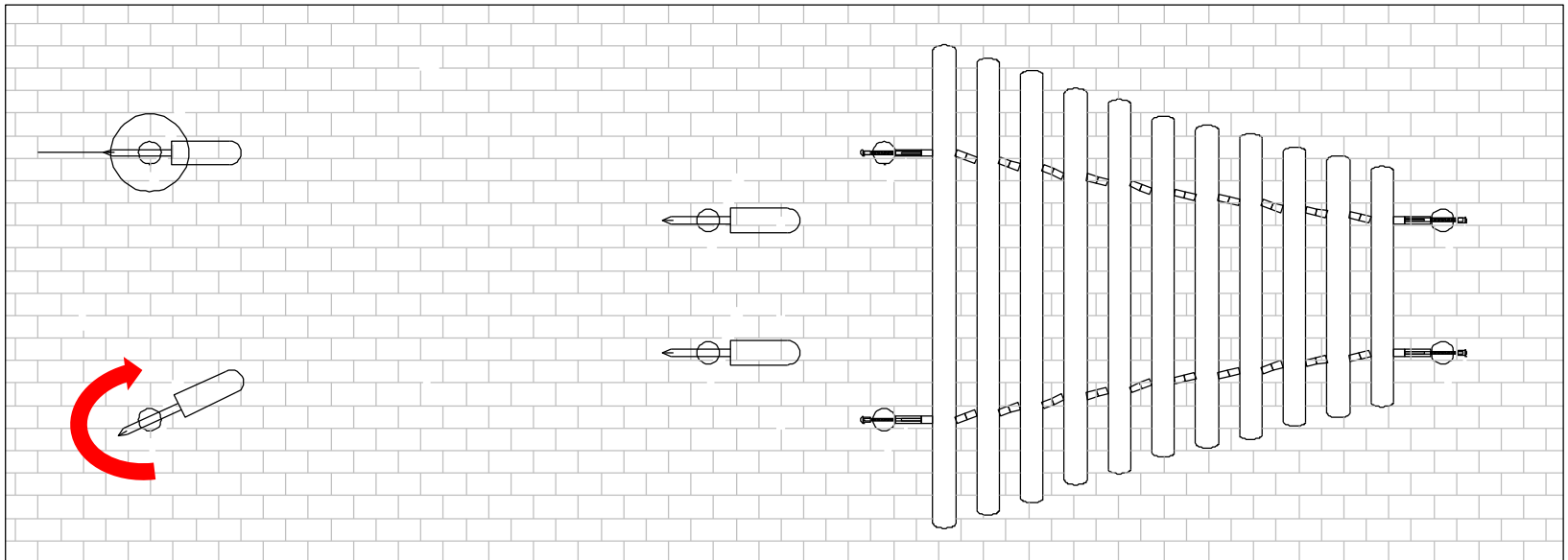
Tools:

 x1
TX 45 Driver Bit



3. Fit wall mounts .



4. Attach notes .



Wall Fixed
Mirror Chimes
Page 3 of 3



Instrument Components:

-  x4
M8 Barrel Nut
-  x4
Wall mounts

Metric Conversion:

- 1260mm/ 49 ⁵/₈"
- 1267mm/ 49 ⁷/₈"
- 1334mm/ 52 ¹/₂"
- 591mm/ 23 ¹/₄"
- 295mm/ 11 ⁵/₈"